

The Loose Tooth

Mom: Brooke, I can't look at that tooth a minute longer. Come over here so I can pull it out.

Brooke: No! It's not ready yet!

Mom: It is *very* ready to come out, Brooke. It is just hanging there. I would have to give it one little tug and it would be out.


Brooke: No, Mom! It will hurt! I remember the last time you said "one little tug", and it was one *big* tug.

Mom: Don't you want the tooth fairy to come and leave you some money?

Brooke: I don't need any money. Grandpa just gave me money for my birthday.

Mom: Come on, Brooke. You are making a big deal out of this. Let's just get it over with before you have to go to school. You don't want to have your tooth fall out at school, do you?

Brooke: Yes! I *do* want it to fall out at school!
If it falls out when I am at school, Mrs. Parker will give me a prize! Plus, I will get to bring my tooth home in a special tooth necklace!



The Loose Tooth (continued)

(Later that day, after school)

Mom: Brooke! I see you lost your tooth while you were at school! How did it happen?

Brooke: I was wiggling my tooth with my tongue, and it started to bleed. Mrs. Parker sent me to the nurse's office.

Mom: Are you telling me that you let the *nurse* pull out your tooth, and you wouldn't let *me* do it this morning?

Brooke: Well, no. When I was walking to the nurse's office, I ran into the principal when he came around a corner.

Mom: You let the *principal* pull out your tooth?

Brooke: No, Mom. Didn't you hear me? I ran into the principal! We smashed into each other.

Mom: Oh, now I get it. Well, I am just glad it's finally out. Now I don't have to look at it anymore. Do you have any homework today?

Brooke: Yes, I have to do some math.

Mom: Well, let's get that done now.

Brooke: I'll do it later. Right now I am going to write a letter to the tooth fairy! I wonder how much money she will leave for me!



The Loose Tooth

Mom: Brooke, I can't look at that tooth a minute longer.
Come over here so I can pull it out.

Brooke: No! It's not ready yet!

Mom: It is *very* ready to come out, Brooke. It is just
hanging there. I would have to give it one little tug
and it would be out.


Brooke: No, Mom! It will hurt! I remember the last time you
said "one little tug", and it was one *big* tug.

Mom: Don't you want the tooth fairy
to come and leave you some
money?

Brooke: I don't need any money. Grandpa
just gave me money for my birthday.

Mom: Come on, Brooke. You are making
a big deal out of this. Let's just get
it over with before you have to go to
school. You don't want to have your
tooth fall out at school, do you?

Brooke: Yes! I *do* want it to fall out at school!
If it falls out when I am at school, Mrs. Parker will give
me a prize! Plus, I will get to bring my tooth home in
a special tooth necklace!



The Loose Tooth (continued)

(Later that day, after school)

Mom: Brooke! I see you lost your tooth while you were at school! How did it happen?

Brooke: I was wiggling my tooth with my tongue, and it started to bleed. Mrs. Parker sent me to the nurse's office.

Mom: Are you telling me that you let the *nurse* pull out your tooth, and you wouldn't let *me* do it this morning?

Brooke: Well, no. When I was walking to the nurse's office, I ran into the principal when he came around a corner.

Mom: You let the *principal* pull out your tooth?

Brooke: No, Mom. Didn't you hear me? I ran into the principal! We smashed into each other.


Mom: Oh, now I get it. Well, I am just glad it's finally out. Now I don't have to look at it anymore. Do you have any homework today?

Brooke: Yes, I have to do some math.

Mom: Well, let's get that done now.

Brooke: I'll do it later. Right now I am going to write a letter to the tooth fairy! I wonder how much money she will leave for me!





The Loose Tooth


Directions: After reading the partner play, answer the matching questions. Write in complete sentences.

1. What is the problem at the beginning of this script?

2. What caused Brooke's tooth to fall out?

3. How do you think Brooke felt about her tooth falling out at school? Why do you think this?

4. What is Brooke going to do at the end of the script?



The Loose Tooth

Directions: After reading the partner play, answer the matching questions. Write in complete sentences.

1. What is the problem at the beginning of this script?

Brooke's tooth is very loose and her mom wants to pull it out of her mouth.
Brooke doesn't want her mom to touch her tooth.

2. What caused Brooke's tooth to fall out?

She smashed into the principal when she walked around a corner.

3. How do you think Brooke felt about her tooth falling out at school? Why do you think this?

I think she was happy because she said that if her tooth fell out at school, her teacher would give her a prize.

4. What is Brooke going to do at the end of the script?

She's going to write a letter to the tooth fairy.

Accessing This Resource

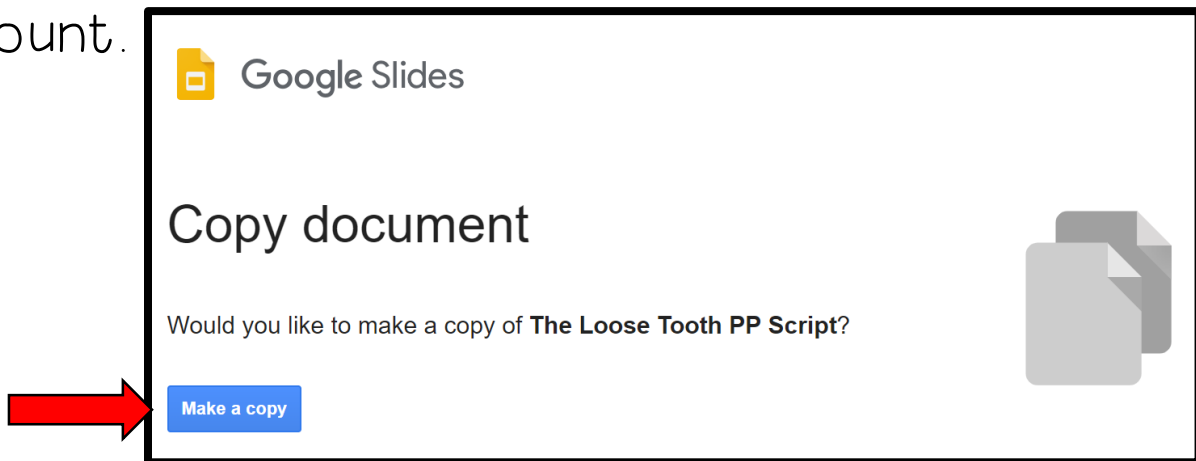
If you are already familiar with Google Drive, and you're ready to get started, this is the link you will need:

The Loose Tooth Partner Play

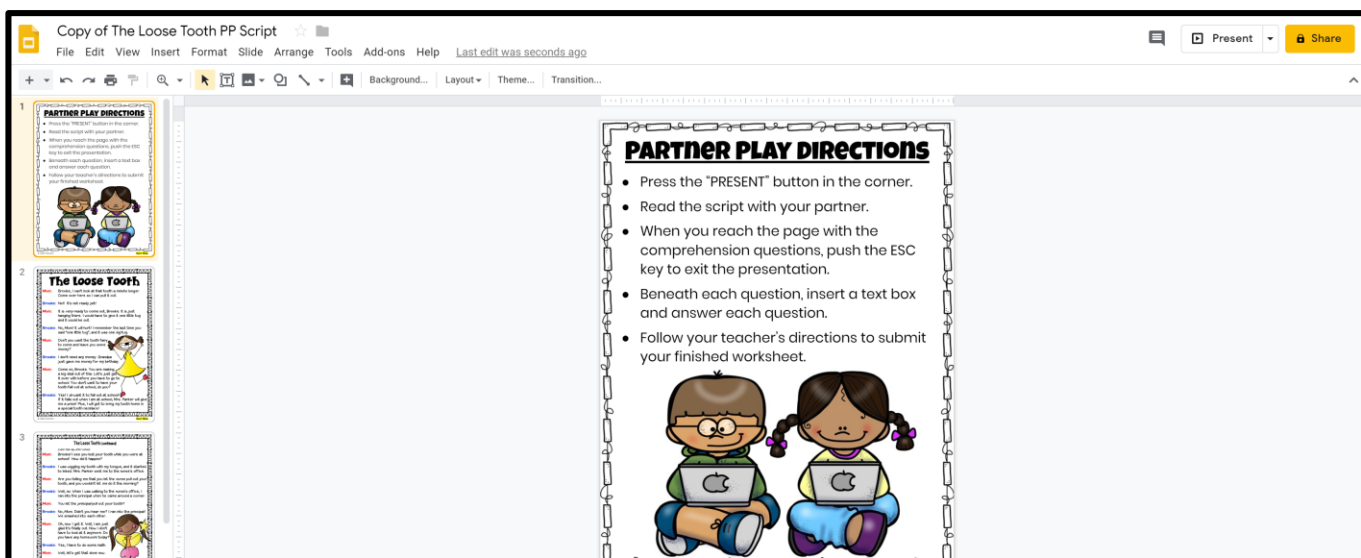
If you are still learning how to use Google resources, check out the next two pages of this document, where I have listed specific directions for you.

Sharing with Students

1. You and your students will need to be signed up for (free) google accounts, and they must have access to Google Drive.
2. Click on the link shown on the first page of this document. A new screen will appear that contains a blue button that says "Make a copy".
3. Once you click on the link, your own copy of the file that will be saved in your Google Drive account.



4. The document will automatically open.

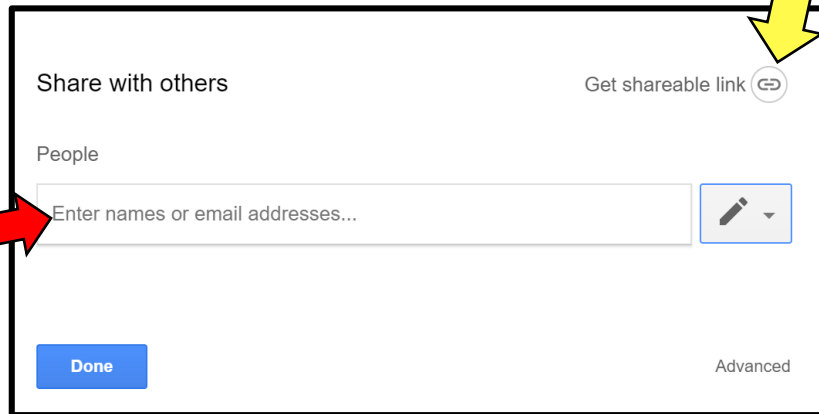


Sharing with Students

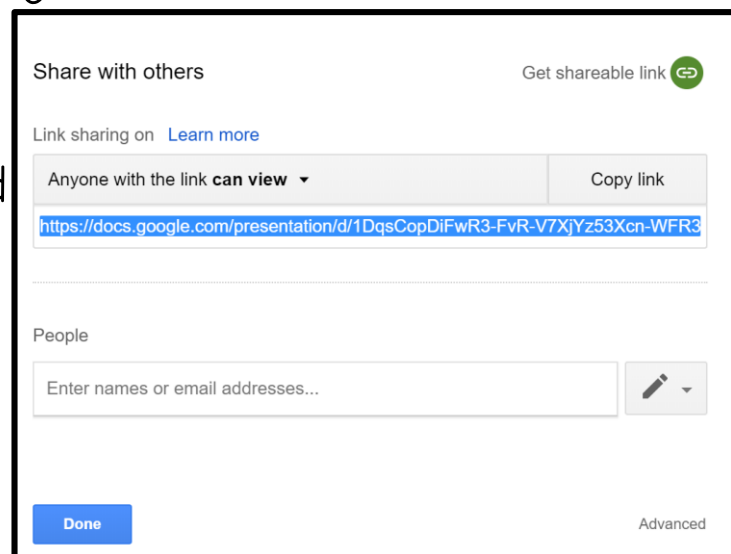
1. Once the presentation is open, click on the "SHARE" button in the upper right corner.



2. A new box will pop up. Choose whether you want to email this to your students or use the shareable link. If you choose to email it to your students, enter your students' email addresses in this area (red arrow).



If you choose to use the shareable link, click on the link icon (below yellow arrow), and the box will change. Copy the link provided. Place the link on a **secure** website. Direct your students to the secure website. Once they click on the link, the form will open, and they will be able to read the scripts and answer the questions.




If you have Google Classroom, you can also share the form through Google Classroom. (There are many excellent youtube tutorials that can show you exactly how to set up a Google Classroom account.)

By Deb Hanson © 2019

<http://www.teacherspayteachers.com/Store/Deb-Hanson>

Credits

Graphics and Borders by Graphics
Factory &



Fonts by

